



# Tradestand Guide Regulations & Guidance

Version 1

Updates may be made if required. Please ensure you refer to the latest version for the most current information.



ROYAL  
HIGHLAND  
SHOW 2026  
18 - 21 JUNE  
PARTNER SINCE 1987  
Royal Bank  
of Scotland

An event by



The Royal Highland Show is a Royal Highland & Agricultural Society of Scotland Fundraising Event.

# The Royal Highland Show 2026

Dear Trade Exhibitor,

Welcome to our **2026 Tradestand Regulations & Guidance** we're so excited to have you join us for another fantastic year at the Royal Highland Show!

Last year, we welcomed around **204,000** visitors over the four days of the Show. You, our traders, are a huge part of what makes the Royal Highland Show so special - showcasing the very best of Scotland's food, farming, and rural life.

We've taken on board all the feedback we received from 2025 and have made a few updates to both our site and processes. **Because of this, we'd encourage everyone - even returning exhibitors - to take a few moments to read through this Guide carefully, as some things may have changed.**

Keep an eye out for our monthly newsletters, too - they're the best way to stay up to date with all the latest news and information in the run-up to the Show.

If you have any questions at all, our Tradestand Team is happy to help - just get in touch at [tradestands@rhass.org.uk](mailto:tradestands@rhass.org.uk)

We hope to welcome you to the **Royal Highland Show 2026** and hope you have a brilliant experience with us!

Kind Regards,  
Tradestand Team  
Blayne and Mairi

## Opening Hours

Showground opening hours for general public:

**Thursday 18 - Saturday 20 June**

07:00 - 20:00

**Sunday 21 June**

07:00 - 18:00

Staffing of Outdoor Tradestands:

**Thursday 18- Saturday 20 June**

09:00 - 18:00

**Sunday 21 June**

09:00 - 17:00

Staffing of Indoor Tradestands: **Thursday**

**18 - Saturday 20 June**

09:00 - 18:00

**Sunday 21 June**

09:00 - 17:00

Staffing of stands outwith the hours stated above is at the discretion of the Exhibitor.

**All stands must be open and manned for all 4 days of the Royal Highland Show in the above times, including the Sunday.** Failure to do so will be deemed a breach of contract, and may result in your exclusion from future shows and/or a financial penalty.

These conditions are in place to protect the visitor experience, maintain fairness and safeguard the reputation of the event.

## Contents

Contacts	4
Conditions of Trading	10
Tradestand Pricing	15
Outdoor Spaces	17
Indoor Halls	23
General Information	43

"The Royal Highland Show is one of Scotland's most iconic events, showcasing the very best of farming food and rural life."

# Contacts

**Tradestand Team**  
[tradestands@rhass.org.uk](mailto:tradestands@rhass.org.uk)  
 0131 335 6165

**Blayne Dickie**  
 Tradestand Manager

**Mairi Adams**  
 Event Assistant  
 (Tradestands)

**Sponsorship**  
[sponsorship@rhass.org.uk](mailto:sponsorship@rhass.org.uk)  
 0131 335 6275

**Competitions**  
[competitions@rhass.org.uk](mailto:competitions@rhass.org.uk)  
 0131 335 6164

**Finance**  
[finance@rhass.org.uk](mailto:finance@rhass.org.uk)  
 0131 335 6167

**Catering and Concessions**  
[concessions@rhass.org.uk](mailto:concessions@rhass.org.uk)

**Membership**  
[membership@rhass.org.uk](mailto:membership@rhass.org.uk)  
 0131 335 6215

This trade exhibitor guide forms part of the agreement between a tradestand exhibitor (hereafter identified as "You", "Tradestand" or "Exhibitor") and the Royal Highland and Agricultural Society of Scotland (also referred to as "we", "us", "Royal Highland Show", "RHS", "Tradestand Team") and collectively as the "parties", regarding the purchase and sales, respectively, of a trade stand space at the RHS 2026

Download the RHS APP here to explore the venue!





**EMERGENCY CONTACT NUMBERS**

**TACS0**  
 TRAFFIC AND CONSTRUCTION SITE SERVICE  
 0131 335 6314 / 6315

**FRIST A&D**  
 FIRST AID  
 0131 335 6303 / 6304 OR 999

**0131 335 6301 / 6302 OR 999**

A fundraising event by





**ROYAL HIGHLAND SHOW 2025**  
 19 - 22 JUNE  
 PARTNER SINCE 1981  
 Royal Bank of Scotland

Lothian Buses service 98/97 & Edinburgh Trams shuttle bus drop off/pick up

# RHS25 IN NUMBERS



**204,000**  
visitors

**23%**

EXHIBITORS/  
COMPETITORS

**56%**

GENERAL  
ADMISSION

**21%**

MEMBERS

## GENERAL ADMISSION DEMOGRAPHICS

8% FIRST TIME  
92% RETURN

85% UK  
15% INT

66% FEMALE  
34% MALE



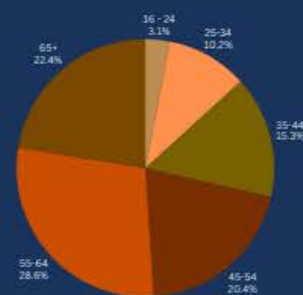
RURAL

55%



URBAN

45%



## REASONS FOR ATTENDING



27%  
EQUESTRIAN  
EVENTS



72%  
GREAT DAY OUT



40%  
CONDUCT  
BUSINESS

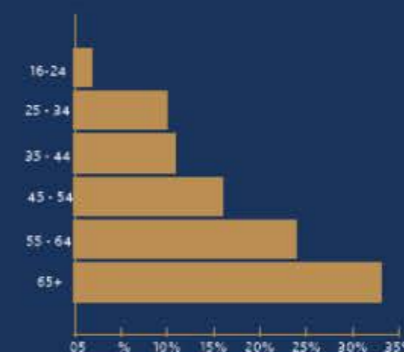
25%  
NETWORKING

27%  
SHOPPING

RESULTS TAKEN FROM 2025 AUDIENCE SURVEY

## RHASS MEMBER DEMOGRAPHICS

47% FEMALE  
53% MALE



93% FROM  
SCOTLAND



PREDOMINANTLY RURAL OR  
HAVE WORKED IN RURAL  
INDUSTRIES

A fundraising event by





# rhass

## What is RHASS?

RHASS is Scotland's leading agricultural charity, founded in 1784 with the guiding principles to promote, support, educate and protect the interests of agricultural industries and those living and working in the Scottish countryside.

We are a membership charity, with around 16,000 members. This community is built on a legacy of integrity, honesty and genuine care for the countryside and people who have Scotland's agricultural ambitions.

We bring people together from all rural corners of the country around a shared vision- to help rural Scotland thrive. By trading at the Royal Highland Show, you are not only participating in the celebration of Scotland, but also helping to support RHASS and to shape the future of Scottish agriculture as well as ensure the Show remains a critical event in the UK for another 240 years.

## Become a member

Although exhibitors do not need to be a member to be part of the Royal Highland Show, we encourage you to join our 16,000 strong community, who enjoy the following benefits:

- Ability to attend the Royal Highland Show
- Exclusive access to the Members Village at the Royal Highland Show
- Access to discounted tickets for the Royal Highland Show for guests (limited numbers)
- Discount on livestock and competition entry fees for the Royal Highland Show
- Stand for election as a RHASS Director
- Attend and vote in Director elections and at the AGM (16+).

Scan the QR or click the link below to find out more:

[rhass.org.uk/become-a-member](https://rhass.org.uk/become-a-member)





# Trading With Us: Conditions of Application

## 1. Tradestand Applications

### RETURNING EXHIBITORS

Applications for all returning exhibitors will be sent with instructions on how to reapply.

From 2025, returning exhibitors **no longer receive first refusal** of their previous plots. While returning exhibitors may be given priority consideration over new applicants, participation and plot allocation are **not guaranteed**.

Returning exhibitors are required to reapply each year to support the continued development of the Royal Highland Show, ensuring it remains fresh, relevant, and in line with our strategic plans and charitable remit.

### NEW APPLICANTS

Applications will go live towards the end of 2025. If you would like to be added to our mailing list to be informed when applications are live, please email [tradestands@rhass.org.uk](mailto:tradestands@rhass.org.uk), with Subject Line: New Applicant.

The submission of your online application is NOT a guarantee of your participation at the Royal Highland Show 2026. The Tradestand Team will ONLY communicate your successful application once processed and approved. This will be confirmed to you in writing as soon as possible. Unsuccessful applications will be informed in writing via email.

### Returning Exhibitors

Once you receive your Tradestand Application, you **must let us know** whether you would like to **accept, decline, or query** the offer to reapply.

Returning exhibitors have until **Friday, 28th November 2025** to respond. If we do not receive a response we will assume you do not wish to exhibit.

**\*\*If you have any concerns about this timeline, please contact the Tradestand Team before the deadline.**

### All Exhibitors

- Once your application has been accepted and you have confirmed your Tradestand space, you'll receive a deposit invoice.
- This will require a **non-refundable 50% deposit** to be paid within 7 days to confirm your commitment to exhibit at the Royal Highland Show 2026. Your deposit will be credited towards your total stand rental fee.
- If we don't receive payment or hear from you within 7 days, we'll assume you no longer wish to proceed, and your stand space may be **resold**.
- The **remaining balance** will be invoiced in **January 2026** and must be paid **no later than 27th February 2026**.
- For bookings made after 27th February, **full payment will be required within 7 days**.
- If you'd prefer to pay in full right away, please **let the Trade Team know** when you accept your offer.
- Failure to make full payment by the due date will be considered a **breach of contract**, and **RHASS reserves the right to resell your stand space**. Please note that our cancellation policy applies even if full payment hasn't been made (see page 12 for details).

### Additional Information

Applications for 2026 will close once the site is full. To avoid missing out, we recommend that **new exhibitors apply as soon as possible**.

Once your application is approved, you'll receive login details for your online Tradestand Portal (2026). In the portal, you can upload required documents, manage your ticket allocations, order any services you need and more.

## Cancellation Policy

- 1.1 **Where an Exhibitor cancels a space booked for any reason, written notification must be sent to the Tradestand Team by email. Telephone calls will not be accepted as notice of cancellation and must be confirmed in writing.**
- 1.2 The following table indicates the percentage of stand rental which will be refunded, if payment has been taken by the Royal Highland Show. Please note if you made 50% deposit and can no longer attend, you may still owe a partial amount of your Trade rental agreement to RHASS if you fall within the dates below.

2026 Dates (Inclusive)	Refund of Stand Rental Costs
Prior to 27th February	50% refund (50% of rental fee retained)
27th February - 9th March	25% refund (75% of rental fee retained)
On or after 10th March	No refund (total rental fee retained)

More information can be found on page 52-53.

## Additional Application Information

- 1.3 Fees relating to rental square meter-age costs for Tradestands and Exhibitors are listed under **Stand Prices 2026 page 15**. This table details average footprint costs. In certain circumstances and under special individual arrangements this pricing structure may not apply.
- 1.4 Applications will be accepted on the strict understanding that the Royal Highland Show and RHASS reserves the right to refuse any application OR returning exhibitor, without giving any reason and that RHASS will determine the position and area of sites offered to exhibitors. Including what constitutes as an agricultural or non-agricultural exhibit. The decision of RHASS shall be final.
- 1.5 RHASS will endeavour to position a tradestand or Exhibitor in a suitable location based on their 'Exhibitor classification' (what product/services they provide). This location may not always be possible for various reasons. At the discretion of RHASS - the Tradestand Team will attempt to offer alternative location(s), again, if possible. The final decision to accept the offer to exhibit is made by the Exhibitor.

## 2. Required Documents

Once your application has been accepted, you will be asked to complete/submit the following documents on your Tradestand Portal (E-Net). This online portal allows you to order services, select ticket allocations, order vehicle passes and lots more.

### Compliance Documents

We would like to remind you that if the compliance section is not completed, you will be in breach of your contract and will **NOT** be able to trade. For more details on the risk assessment procedure please refer to page 50-51.

If penetrating the ground you **MUST** notify us on your ENet account. On arrival to the venue, please visit the Trade and Contractor Site office, where your permit to Break Ground will be granted.

Please note, notifying us on your ENet account is **NOT** your permit and you **MUST** have approval to break ground when on site in June.

The Royal Highland Centre has many utilities underground so this is extremely important, even if you have exhibited in the same space before.

Once you have the go ahead, you may commence your stand build.

## 3. Trading Requirements and Public Safety

- 3.1 All Exhibitors must comply with local Trading Standards Legislation and Regulations.
- 3.2 Exhibitors must ensure they hold the appropriate licences required under Scottish Law.
- 3.3 Environmental Health, Trading Standards and Public Safety Officers for the City of Edinburgh Council will carry out on-site inspections during construction and operating period of the Royal Highland Show.

## 4. Use of Stand Space

- 4.1 Trade applications will be accepted on the strict understanding that the space or pitch allocated is used solely for the display, promotion or sale of the items or services listed by the exhibitor on the application form. If the Royal Highland Show believe that the use or display of said equipment or material is not in keeping with the Exhibitor's agreed application or within the standards of the Royal Highland Show or RHASS, the Tradestand Team may request the removal of said equipment, or request a cease of exhibiting until rectified.
- 4.2 Exhibitors and stand personnel must conduct their business only within the space allocated to them. In the event of any exhibitor occupying more space or encroaching on others stands, than has been allocated, RHASS reserves the right to demand the exhibitor vacate any or all of the space allocated and you may be asked to pay associated costs and will be held liable to any damage caused.

- 4.3 The tenancy of the space is granted for the Royal Highland Show 2026 is up to and inclusive of the time and dates as follow: 08:00 Monday 8th June 2026 up to and until Monday 22nd June 2026.
- 4.4 On arrival and entry to the venue you agree to accept and abide by all prevailing site conditions of entry. When you first arrive on site you should inspect your area and do so regularly throughout your tenancy and inform the Trade and Contractors Site Office (TaCSO) immediately of defects.
- 4.5 In the event of any Exhibitor failing to occupy and arrange their stands and exhibits within the space allocated to them to the satisfaction of the Tradestand Team before 23:59 on **Wednesday 17th June 2026**, the allocation of space may be cancelled by the Tradestand Team without refund.
- 4.6 **For any Tradestand wishing to sell either Food or Drink for off-sale purposes within our Outdoor sections of the showground must seek prior permission from the Tradestand Team.** If accepted, you must agree to meet the H&S standards outlined in **pages 33-34** of the Trade Guide. Please note that there will be a charge for this. This must be agreed at the time of application and financial information must be submitted post show to the Tradestand Team.
- 4.7 When breaking down your exhibition space, it is the exhibitors responsibility to ensure that the rental space is left in the condition in which it started, failure to do so is a breach of contract. All rubbish, materials and equipment **MUST** be removed from the site by the Friday 26th June 2026 for Outdoor Tradestands and Monday 22nd 2026 for Indoor Tradestands. Failure to do so will result in additional charges.

## 5. Accessibility

- 5.1 By choosing to exhibit at the Royal Highland Show, we ask that you consider the needs of every visitor who may attend. Please be mindful of any stepped or elevated access to your stand and ensure that all activities and experiences can be adapted so they are accessible to everyone.
- 5.2 The Royal Highland Show is committed to creating an inclusive and accessible environment for all attendees, including exhibitors. [Please click here to access our Accessible Policy.](#)

## 6. Sub-Letting of Stand Space

The Exhibitor may not sub-let, part with or share occupation of their assigned stand, unless written permission is agreed by the Tradestand Team. This applies to companies that are in the same group as the Exhibitor or which are associated in business with the Exhibitor or for whom the Exhibitor acts as an agent. The Exhibitor remains responsible for their stand at all times and will be liable for any breach of rules,

- 6.1 Exhibitors may not sub-let, share or transfer their assigned stand, unless prior written approval is granted by the Tradestand Team.
- 6.2 If granted permission to sub-let, the Exhibitor remains responsible for their stand at all times and will be liable for any breach of rules, regulations, terms and conditions by any person or organisation sharing their stand. Any sub-exhibitors must be declared in advance and approved by the tradestand team, who reserves the right to refuse participation by any proposed sub-exhibitor.
- 6.3 Anyone sub-letting their stand space must provide the following information with the Tradestand Team: Third parties Public Liability document, contact name, mobile number, social media page or website.

# Tradestand Pricing

## 1. Outdoor Tradestand Prices 2026

Tradestand space is allocated on a Frontage and Depth area calculation. A small number of trade spaces may require a more detailed pricing calculation, based on overall footprint.

Prices shown exclude VAT. Please add VAT at the prevailing rate at the date of application.

**VAT** - charged on the rental of land for your Tradestand unless we are supplying you with additional services as part of a rental package. The supply of land for rental is in the UK (and as we have opted to tax our land), VAT will be charged on your invoice to comply with UK VAT rules set by His Majesty's Revenue & Customs.

**Market Operators License** - The City of Edinburgh Council require any exhibitor who is not exclusively selling B2B (i.e. who is retailing goods or services to the public) to be covered by a Market Operator's License. There will be a surcharge added to your invoice if you fall under this category.

Please note, if you are allocated space behind or under the Grandstand or in our sheep shearing area, then the base may be hard standing and not located on grass. This will be communicated upon receiving your proposal.

Agricultural Zone	
Standard Outdoor Space	£13.50
Prime Outdoor Space	£25.50
Breeds	£13.50
Countryside Area	
Standard Outdoor Space	£32.00
Prime Outdoor Space (4th Avenue)	£38.00
Outdoor Living	
Standard Outdoor Space	£28.00
Equestrian Village	
Standard Outdoor Space	£26.00
Prime Outdoor Space	£28.00

<b>Lifestyle and Floral Walkway</b>	<b>Stand Rental £ net per square metre</b>
Standard Outdoor Space	£26.00
<b>Forestry Area</b>	<b>Stand Rental £ net per square metre</b>
Standard Outdoor Space	£26.00
<b>Motor Zone and Renewable Village</b>	<b>Stand Rental £ net per square metre</b>
Standard Outdoor Space	£29.00
<b>Prime Non-Agri (Main Ring, 7th, 13th, L and O Avenue, The Green)</b>	<b>Stand Rental £ net per square metre</b>
Standard Outdoor Space	£49.00

## 2. Indoor Tradestand Prices 2026

Tradestand space is allocated on a Frontage and Depth area calculation. A small number of trade spaces may require a more detailed pricing calculation, based on overall footprint.

Prices shown exclude VAT. Please add VAT at the prevailing rate at the date of application.

**VAT** - charged on the rental of land for your Tradestand unless we are supplying you with additional services as part of a rental package. The supply of land for rental is in the UK (and as we have opted to tax our land), VAT will be charged on your invoice to comply with UK VAT rules set by His Majesty's Revenue & Customs.

**Market Operators License** - The City of Edinburgh Council require any exhibitor who is not exclusively selling B2B (i.e. who is retailing goods or services to the public) to be covered by a Market Operator's License. There will be a surcharge added to your invoice if you fall under this category.

Please note, space only is NOT available in the Home and Gift Hall. If taking space only you will be required to have a bespoke stand build.

<b>Scotland's Larder</b>	<b>Stand Rental £ net per square metre</b>
Shell Scheme Package	£163.00
Space Only	£145.00
<b>Home &amp; Gift Hall</b>	<b>Stand Rental £ net per square metre</b>
Shell Scheme Package	£163.00

### Shell Scheme Package includes:

- Shell scheme panel walls
- One company name board and stand number
- 2 x Spotlights (per 3m frontage)
- 1 x 24 hour twin socket installed along back wall

# Outdoor Trade Spaces

## 1. Outdoor Tradestand Plots

**Outdoor trade spaces include the following zones:** Agricultural, Agri-Prime, Breeds, Countryside, Equine, Floral Walkway, Forestry, Horticulture, Lifestyle, Motor Zone, Outdoor Living, Prime and Renewables.

The Exhibitor must not use any part of the venue outside the boundary for the exhibit. Please include enough space in the application for Tradestand Space to accommodate tow bars, pavilion stanchion plates, etc.

**All outdoor spaces are all classed as Open Space and on a grass base (unless otherwise stated).**

Exhibitors must therefore, provide their own shedding. Please be aware you will require a Permit to Break Ground for structures, equipment or flags that penetrate the ground within your stand space. You must notify us on your ENet Portal and be **granted approval on arrival to the venue.**

## 2. Wi-Fi

Wi-Fi is available on site. General Wi-Fi is a **free service**. We cannot guarantee either speed or connection and Wi-Fi may drop-off at peak times.

**Should you require a robust Wi-Fi connection, we recommend that you have a contingency plan in place. Please see page 47-48 for more details.**

## 3. Admission Information

- 3.1 Standard Trade Day Tickets will allow exhibitors access to the venue from **06:00-22:00** Between the hours of **22:00-04:30** admission to the venue will require an overnight wristband. A 4-day overnight wristband will reduce your wristband allocation by 4. You must provide the Tradestand Team the names and a mobile contact number for emergency purposes.
- 3.2 The Tradestand Team strongly advise that **4 day wristbands** should be given to staff members who will be working all **4 days**. All trade exhibitor wristbands and passes (allocated or purchased) may not be re-sold. Anyone found doing so will result in a breach of contract.
- 3.3 Single admit wristbands can only be used once per day (to permit one person).
- 3.4 Additional staff E-Tickets can only be purchased via our online ticket platform and will be sent to you as an E-Ticket. These will be at a discounted rate.
- 3.5 Please be aware there will be a limit on the number of discounted tickets. This will be based on your stand size.
- 3.6 No tickets will be issued on a credit or 'good will' basis.

## 4. Trade Staff Ticket Allocation

4.1 The Royal Highland Show has a set legal capacity within the venue. In order to manage this number, you will be allocated a number of day tickets per stand, based on your stand size. The tickets are required to be divided up across the 4 days of the Show, dependant on staffing levels.

4.2 Trade wristbands/tickets are valid at all public and trade entrances to the Show.

### Outdoor Tradestands - Trade Day Ticket Allocation

Stand Area Square Metre	Total Day Tickets
1 - 39	12
40 - 59	16
60 - 79	20
80 - 99	24
100 - 119	28
120 - 149	32
150 - 199	36
200 - 249	40
250 - 299	44
300 - 349	48
350 - 399	52
400 - 474	56
475 - 549	60
550 - 624	64
625 - 699	68
700 - 799	72
800 - 899	76
900 - 999	80
1000 and over	84

## 5. Trade Exhibitor Car Park Passes

Every Trade Exhibitor will receive an allocation of car parking passes for entry to any of the Royal Highland Show public car parks, based on stand size.

Stand Area Square Metre	Total Vehicle Passes
Up to 70	1
71 - 200	2
201 - 300	3
301 - 400	4
401 and over	5

Please note that all passes give you access for all 4 days of the Show and are NOT assigned to specific car registrations.

## 6. On-site Support Vehicles

**What is an On-site Support Vehicle?**  
Vehicles containing additional and necessary stock only.  
This pass **MUST** be claimed or purchased.

6.1 Trade Exhibitors who require 24hr access to a support vehicle must claim or buy an appropriate pass on their Tradestand E-Net Portal. You **MUST** have these on display on arrival and throughout your time at the Show. Any vehicle left on site without a valid vehicle pass will be removed. A cost may be re-charged to the offending vehicle owner.

### Types of On-site Support Vehicle Passes

#### 6.2 Additional Cost - £270

- **Vehicle in venue** - does NOT fit within your purchased stand space.
- **Vehicle in venue Live-in** - does NOT fit within your stand space **AND** you intend to sleep in the vehicle overnight.

If granted an on-site vehicle pass, every effort will be made to locate vehicles as close as possible to the exhibitor's tradestand. This will be at the discretion of the Tradestand Team.

#### 6.3 No Additional Cost

- **Vehicle on Stand** - does fit within your purchased stand space.
- **Vehicle on stand Live-in** - does fit within your purchased stand space **AND** you intend to sleep in the vehicle overnight.

The number of on site passes are very limited and will be permitted, according to the greatest need by the Tradestand Team.

The assigned driver of said vehicle must have full access to this vehicle for the duration of the Show. Should we require you to remove this vehicle such as during an emergency, the driver must be available.

## 7. Important Additional Vehicle Information

### 7.1 Staying on site

You will be required to have an overnight wristband. This will allow you access to the venue during the night and may be used for identification purposes by security.

**Please note: an overnight wristband is part of your free allocation and will allow you access to all 4 Show days. Using an overnight wristband will reduce your day ticket allocation by 4.**

Due to limited space within the venue, Exhibitors who are not required to be on site overnight must stay in the Trade and Contractor Caravan Park. Further information can be found on page 48.

### 7.2 HGV Parking

Please discuss with the Tradestand Team or visit the Trade and Contractors Site Office for more information.

### 7.3 Vehicles with Dangerous Goods

Department of Transport ADR recommend the storage and transport of dangerous goods held within vehicles must be observed at all times. Further information can be obtained from Vehicle Certification Agency (VCA) relating what is considered as dangerous goods.



## Event Build Information

### 8. Outdoor Tradestands

On arrival at the venue during the build, you will be asked to complete our **induction video**. You will also have access to our **Safety and Services Handbook**. When visiting the site, please ensure you wear a **High-Vis vest**. Kindly note that these are not provided on-site. If you arrive without one, RHASS may need to provide a vest, which could incur a fee. Entry to the site will only be allowed if you are wearing a High-Vis vest.

Please be aware that if you are **breaking ground** in any way, you will need to notify us on your Trade Portal (ENet) and you will be required to visit the **Trade and Contractors Site Office** on arrival to be granted with your Permit to Break Ground before any build can commence on your stand.

The stand plot number will be displayed on a flag. Please **remove ALL flags** before trading.



More build information will be released closer to the show and will be sent to you by the Tradestand Team.

### 9. Trade and Contractor Site Office (TaCSO)



**TACSO**  
TRADE AND CONTRACTORS  
SITE OFFICE  
FACILITIES ISSUES SUCH AS  
ELECTRICAL OR CLEANING  
**0131 335 6314 /  
6315**

**FIRST AID**  
JOINT AGENCY CONTROL  
CENTRE (JACC)  
MEDICAL / FIRST AID  
**0131 335 6303 /  
6304 OR 999**

**INCIDENT OR ACCIDENT,  
HEALTH & SAFETY, FIRE,  
SECURITY OR POLICE**  
**0131 335 6301 /  
6302 OR 999**

# Live Event Opening Times

## 10. General Public Show Access

Thursday 18 - Saturday 20 June	07:00 - 20:00
Sunday 21 June	07:00 - 18:00

## 11. Outdoor Tradestand Staffing Hours

Stands must be open and staffed continuously during the times stated below. **Failure to staff your stand in the times below is a breach of contract.**

Thursday 18 - Saturday 20 June	09:00 - 18:00
Sunday 21 June	09:00 - 17:00

### Restocking Times

04:30 - 06:15 (vehicle exit by 06:45)  
20:30 - 22:00 (vehicle exit by 23:00)

Outdoor Stands to restock via Gate 1, Ingliston Road.

## 12. Small Deliveries and All Deliveries During the Show

There will be a parcel drop-off point located at **Gate 1 (east)**. Exhibitors should ensure that a contact number for the recipient is displayed on the parcel. This drop-off point will be available from the **15th of June**.

The Royal Highland Show, and the Royal Highland & Agricultural Society of Scotland are not responsible for loss or damage to any items. This condition must be accepted if you are to have goods delivered from a third party delivery service or courier.



# Indoor Halls

Scotland's Larder  
Home & Gift

## 1. Indoor Tradestand Plots

Our indoor halls include Scotland's Larder; celebrating the very best of Scottish food and drink, and our Home & Gift Hall where you will find an array of exciting products and services from homeware to gifting.

Stands within Scotland's Larder can be Shell Scheme Package or Space Only. The Home & Gift Hall is Shell Scheme Package only.

## 2. Admission Information

- 2.1 Standard Trade Tickets will allow exhibitors access to the indoor halls from **07:00-20:30**. Please be aware that the halls will close after restocking times at **20:30**.
- 2.2 The Tradestand Team strongly advise that **4 day wristbands** given to staff members who will be working all **4 days**. All trade exhibitor wristbands and passes (allocated or purchased) may not be re-sold. Anyone found doing so will result in a breach of contract.
- 2.3 Additional E-Tickets can only be purchased via our online ticket platform and will be sent to you as an e-ticket. These will be at a discounted rate.
- 2.4 Please be aware there will be a limit on the number of discounted tickets. This will be based on your stand space.
- 2.5 No tickets will be issued on a credit or 'good will' basis.

### 3. Ticket Allocation

#### Indoor Tradestands - Trade Day Ticket Allocation

You will be requested to split your allocation over the 4 days on your ENet account.

Please note: Tradestand space is allocated on a Frontage and Depth area calculation.

Stand Area Square Metre	Total Day Tickets
4 - 6	12
7 - 10	16
11 - 19	20
20 - 24	24
25 - 30	28

### 4. Wi-Fi

Wi-Fi is available for all of our traders and is a free service therefore, we cannot guarantee in either speed or reliability of connectivity during the four days of the Royal Highland Show.

Should your exhibit require reliable Wi-Fi for sales and purchases, we recommend that you source a dedicated connection such as Starlink, portable card PDQ machines or external telecoms provision, where available. For more information please see [page 47-48](#).



### 5. Trade Exhibitor Car Pass Allocation

All Scotland's Larder and Home & Gift Hall Exhibitors will receive ONE Trade Exhibitor car parking pass. This allows entry to any of the public Royal Highland Show car parks.

Please note that these passes give you access for all 4 show days and are not assigned to specific car registrations.

For access to our hall car parks during restocking times, please see below.

### 6. Support Vehicles - Gate 3 or 5

6.1 Trade Exhibitors who require access to a support vehicle behind the indoor halls must purchase an appropriate pass on their Trade Portal. You **MUST** have the pass on display on arrival and throughout your time at the Show. Any vehicle left in the car park without a valid vehicle pass will be removed. A cost may be re-charged to the offending vehicle owner.

The assigned driver of said vehicle **MUST** be in full attendance for the duration of the Show. Should we require you to remove this vehicle such as during an emergency, the driver **MUST** be available to do so upon request.

6.2 Due to Health and Safety reasons, **sleeping in a vehicle within the car parks is strictly prohibited** and actions will be taken if this is not adhered by. We do recommend booking our Trade and Contractors Caravan Park which is a short walk from the Indoor Halls. More information can be found on [page 48](#).

6.3 The Tradestand Team strongly advise that **4 day wristbands** given to staff members who will be working all **4 days**. All trade exhibitor wristbands and passes (allocated or purchased) may not be re-sold. Anyone found doing so will result in a breach of contract.



## 7. Shell Scheme

### Shell Scheme Package includes:

- Shell scheme panel walls
- One company name board and stand number
- 2 x Spotlights (per 3m frontage)
- 1 x 24 hour twin socket installed along back wall



## 7. Shell Scheme Contd.

### FAQs

To apply graphics and posters. Fixings are permitted by:

#### Foamex/Smooth Panels

- Double sided sticky tabs
- Velcro hook and loop
- Hanging wires/chains for heavy exhibits

#### Nylon Loop Material Covered Panels

- Vecro hook
- Hanging wires/chains for heavy exhibits

**Q. If I want to change the colour of the wall panels, what are the options?**

**A.** Shell scheme walls are usually white PVC but there is the option of covering the panel with display loop Nylon (Velcro Compatible) or X-film (Vinyl Covering) on one side before the panel is set into the framework.

**Q. How do I calculate how many panels have on my stand?**

**A.** Shell scheme walling is made up of 1000mm wide x 2500mm high sections. Therefore, if your stand has a back and sidewall (a corner stand) and the stand size is 4000mm x 4000mm you have 8 panels.

**Q. I'd like to cover the panels with my own graphics, what is the size of the wall panel?**

**A.** The visible panel size is 950mm wide x 2340mm high.

**Q. I have lightweight posters or pictures, how do I fix these to the wall panels?**

**A.** Velcro or sticky pads are the best options, (blue-tack doesn't work) these can be purchased from our Service Desk during the exhibition.

**Q. Have heavy panels, how do I fix these to the shell scheme?**

**A.** Under 992mm wide: using brackets fixed into the upright grooves across 1 support pole, or hook and chain. Over 1000mm wide: using brackets fixed into the upright grooves across 2 support poles. Panel brackets are available from our Service Desk during the exhibition.

**Q. I would like to drape the interior of the shell with a material, how do I attach this?**

**A.** You will need to order muslin batten, we will then fix this please contact us

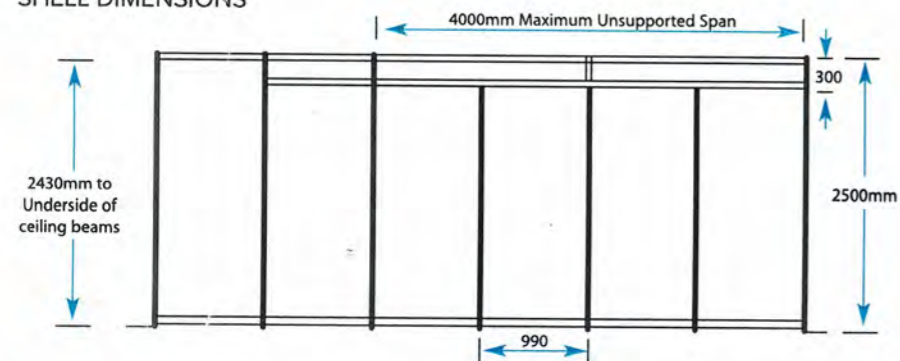
**Q. I would like to clad the interior of the shell scheme with foam board/chipboard, how do I calculate the measurements?**

**A.** Please call us 08004480564 if you require assistance. Alternatively, you can order chipboard from us for which the charges include installation.

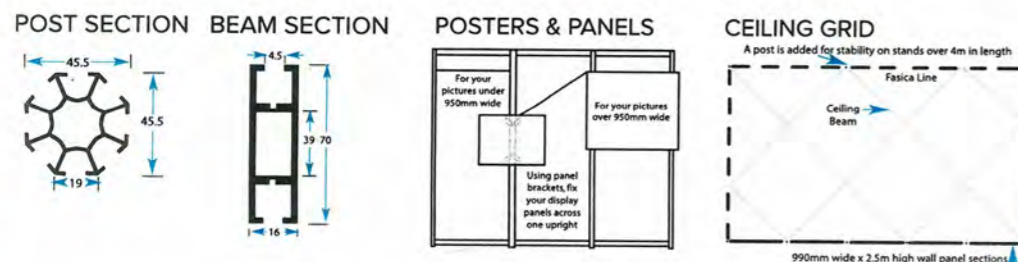
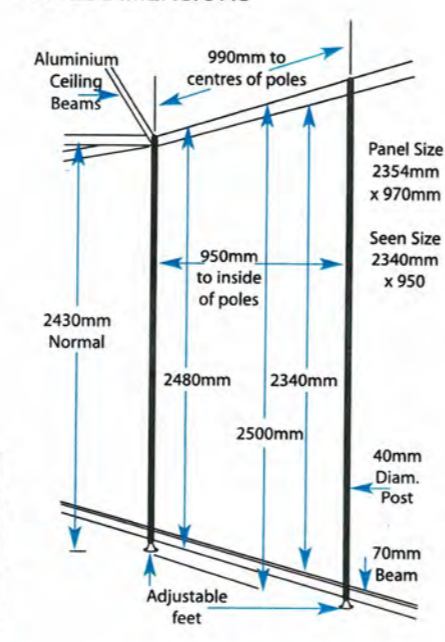
**Q. I cannot find exactly what I am looking for, do you hire out any other items?**

**A.** Please contact us 08004480564 with any requests and we will try our best to meet your requirements.

### SHELL DIMENSIONS



### PANEL DIMENSIONS



### Contact Details

Omega Exhibitions  
 E: [hello@omegaexhibitions.co.uk](mailto:hello@omegaexhibitions.co.uk)  
 T: 0800 448 0564  
 W: [www.omegaexhibitions.co.uk](http://www.omegaexhibitions.co.uk)

## 8. Height of Stands and Exhibits

8.1 The maximum height of exhibits within Scotland's Larder is 6m

8.2 The maximum height of exhibits within Home & Gift Hall is 2.5m

Signage or equipment must not be suspended from buildings, trees or any other incumbent structure on the venue without prior written permission from the Tradestand Team.

## 9. Stand Design

The Royal Highland Show is the perfect event to showcase your brand, speak with new and existing customers and expand business opportunities. Having an eye catching stand can help to achieve this. Visuals, such as posters, colours, name boards, floral and décor can all help to increase brand awareness and encourage customers to approach your stand.

Listed in the section below are some ideas that may be of interest to you.

### Branding & Messaging

Using imagery and graphics is a great way to communicate your brand. Posters can be attached to our panels.

### Technology

TVs and tech can help to showcase demonstrations or key information and is an eye catching way for you to pull people towards your stand. For TV hire, please contact [omegaexhibitions.co.uk](http://omegaexhibitions.co.uk)

### Storage

Ensure that you utilise the space effectively. All staff belongings should be kept out of sight by using furniture or storage. Trestle tables and chairs can be hired on your ENet portal.

### Interactive space

Encouraging dwell time on your stand can be achieved by making your exhibit more interactive, immersive and fun. How does your product journey work and can this be a learning opportunity for our audiences? Quizzes and challenges are all fun ways in which you can promote your products.

### Sales and transactions

While Wi-Fi is available on-site, this is a free service, and we do not recommend that you rely on this to take sales. Providing your own card machines for payment ensures that you do not miss out on sales at the Show. For recommended PDQ machines please see page 47-48.

### Stand Builders

If you have opted for space only you may be required to source a stand builder. See below for some effective stands.



# Event Build Information

## 10. Scotland's Larder

Scotland's Larder is located in the Lowland Hall, and will be open for stand fitting ONLY on:

**Saturday 13- Sunday 14 June**                      **07:00 - 19:00**

Stand fitting AND deliveries can be made to Scotland's Larder at the times below:

**Monday 15 - Tuesday 16 June**                      **06:00 - 23:00**

**Wednesday 17 June**                                      **06:00 - 00:00**

If trading from a vehicle or trailer, these MUST be in position no later than **Sunday 15 June** and approved by the Tradestand Manager..

## 11. Home & Gift Hall

Stand fitting AND deliveries can be made to the Home & Gift Hall at the times below:

**Tuesday 16th June**                                      **06:00 - 23:00**

**Wednesday 17th June**                                      **06:00 - 00:00**



# Live Event Opening Times

## 12. General Public Show Access to Halls

Both Scotland's Larder and Home & Gift will be open for public access during the times below. Entry to the venue will be permitted from 07:00.

Thursday 18 - Saturday 20 June      09:00 - 18:00  
 Sunday 21 June                              09:00 - 17:00

The indoor halls will have a soft close at **18:00** and cleared of the public at **18:30** then locked at **20:30** Thursday to Saturday and cleared of the public at 17:30 on Sunday.  
**We ask you stay on your stand until 18:30 (Thursday-Saturday).**

## 13. Indoor Hall Staffing Hours

Stands must be open and staffed continuously during the times stated below. Failure to staff your stand within the times below is a breach of contract.

Thursday 18 - Saturday 20 June      09:00 - 18:00 (18:30 to supervise stand until public are out)  
 Sunday 21 June                              09:00 - 17:00 (17:30 to supervise stand until public are out)

**Scotland's Larder Restocking Times**  
 07:00 - 08:15 (vehicle exit by 08:30)  
 18:30 - 20:30 (vehicle exit by 21:00)  
 Scotland's Larder stands to restock via Gate 5, Ingliston Road.

**Home & Gift Hall Restocking Times**  
 07:00 - 08:15 (vehicle exit by 08:30)  
 18:30 - 20:30 (vehicle exit by 21:00)  
 Home & Gift stands to restock via Gate 3, Ingliston Road.

## 14. Small Deliveries Pre and All Deliveries During The Show

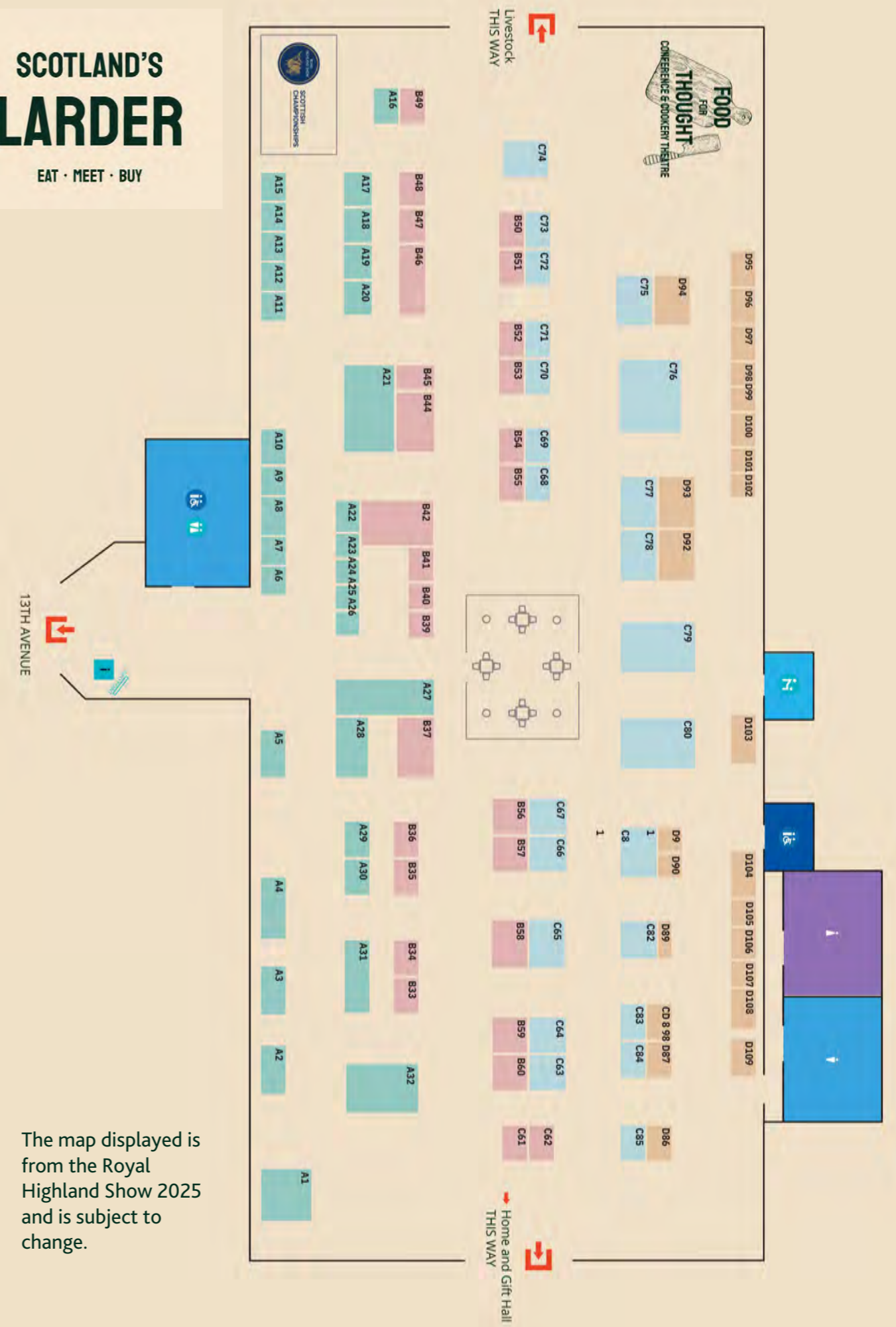
There will be a parcel drop-off point located at **Gate 1 (east)**. Exhibitors should ensure that a contact number for the recipient is displayed on the parcel. This drop-off point will be available from the **15th of June**.

The Royal Highland Show, and the Royal Highland & Agricultural Society of Scotland are not responsible for loss or damage to any items. This condition must be accepted if you are to have goods delivered from a third party delivery service or courier.



# SCOTLAND'S LARDER

EAT · MEET · BUY



The map displayed is from the Royal Highland Show 2025 and is subject to change.

# THE HOME & GIFT HALL



The map displayed is from the Royal Highland Show 2025 and is subject to change.

2.1 The following minimum standards will be required, depending on the products involved:

### Low Risk

This will include products such as jams, oils, biscuits, breads etc.

1. Suitable facilities for hand washing provided at the stall. The minimum acceptable standard would be a sink with soap, towels and a readily available accessible supply of hot and cold water. The use of gloves, gels and sanitary wipes should be used in conjunction with hand washing and not a replacement.
2. Access to appropriate washing facilities for knives, cutting boards etc. A communal pot wash facility is available next to the Hall Manager's office.
3. If any cleaning chemicals are to be used, they must meet the standards of BS EN 1276:1997 or BS EN 13697:2001

### High Risk

Where high risk products such as meat, game and dairy products are to be offered to the public, especially if any of the product is to be cooked or re-heated at the stall, the trader will be required to follow the same standards as those laid out below in the guidance "Preparation of Food and Drink."

## 3. Preparation of Food and Drink

All stalls/vans that handle open foods and/or provide hot food (even if that food is for sampling only) must have the following facilities:

- 3.1 All equipment coming onto the site should be sanitised before arrival.
- 3.2 Surfaces must be in good condition and be easy to clean/disinfect.
- 3.3 Food being prepared in the hall must be prepared on the stand from which it is to be displayed or offered for free sampling or sale.
- 3.4 Cleaning chemicals i.e. a surface/disinfectant which must be marked with BS EN1276:1997 or BS EN13697:2001.
- 3.5 Facilities must be provided for keeping foods cool. Fridges or other coolers should keep food at 5°C or below.
- 3.6 A temperature probe and antibacterial probe wipes for monitoring hot and cold food and equipment temperatures. The temperatures are to be recorded in a suitable way and available for inspection.
- 3.7 The following documentation must be available on the unit/stand:
  1. Records of refrigerator/freezer temperatures
  2. Records of cooked food temperatures and times
  3. Records of any hot holding temperatures

- 3.8** If food requires to be cooked at the stand for demonstration/sampling purposes the below points must be adhered to:
- The cooking equipment should be adequate to cook food to 75°C for 30 seconds.
  - If food requires to be reheated, the equipment used must be adequate to reheat food to at least 82°C. Reheat finished food only once.
  - If food is held hot, then it must be held at a temperature above 63°C. It is recommended that temperature checks are recorded at a frequency determined by your food safety management/HACCP system.
  - Temperature monitoring equipment such as probe thermometers must be made available where necessary. Any probe thermometer used for monitoring cooking temperatures must be identifiable for use for ready-to-eat food only.

**3.9** Disinfectant wipes should also be made available for cleaning probes for other purposes before and after use. Equipment should be checked regularly to ensure it is working properly.

**3.10** Exhibitors should ensure allergen management in accordance with 'The Food Labelling (Declaration of Allergens) (Scotland) Regulations 2011 and The Food Information (Scotland) Regulation 2014.

Please visit Food Standards Scotland's Online Allergy Training, for further information and training: [www.foodstandards.gov.scot/business-and-industry/safety-and-regulation](http://www.foodstandards.gov.scot/business-and-industry/safety-and-regulation)

**3.11** A first aid box with waterproof blue plasters.

**3.12** A periodic inspection report (PIR) for an electrical installation should be available and portable electrical testing (PAT) of equipment should have been carried out.

**It is strongly recommended that all food brought onto the site is pre-prepared to reduce the food handling which takes place on the site. It is expected that all food handlers will have been formally trained in Food Hygiene to REHIS Level 2 or above. If food handlers have not received formal training they must be supervised at all times by someone who has.**

## 4. Free Sampling

Samples should be given out in an individual container or have individual containers for service. For liquids, small paper cups can be filled as the customer is sampling. Please instruct your employees to demonstrate great care when handling the samples around your customers.

Keep the samples in an area where they will not be exposed to everyone.

Any Food offered for consumption must be accompanied by appropriate allergen information. This must be available at Point of Sale (or in this case as a sample) and can be done so by provisional of a label, signage, menu chalkboard, documented allergen matrix etc. This information must detail any allergens contained within the product to allow the consumer to make an informed choice as to the contents of the product.

### Single Use Plastics

In line with The Environmental Protection (Single-use Plastics Products) (Scotland) Regulations, it may be classed as an offence if providing items made from single use plastic. The ban applies to the following single-use items: plastic cutlery (forks, knives, spoons, chopsticks), plates, straws, beverage stirrers and balloon sticks; food containers made of expanded polystyrene; and cups and other beverage containers made of expanded polystyrene, including their covers and lids.

## 5. Other

### PA Systems

Exhibitors must not play music, use PA systems or make any other noise at a level which will cause annoyance to adjoining exhibitors. **Microphones can only be used if you have had prior permission from the Tradestand Team.**

Exhibitors using radio equipment must notify the Tradestand Team of the frequency being used to ensure no radio cross over or interference with other equipment.

### Knives

**Domestic knives on display should NEVER be left unattended at your tradestand. Age verification procedures must be in place. Knives are NOT permitted to be given or sold within the perimeter of the venue. Regulations can be found on page 49.**

### Wi-Fi

General Wi-Fi is a free service. We cannot guarantee in of connection and Wi-Fi may from time to time 'drop-off' at peak times. Should you require a robust Wi-Fi connection, we recommend that you have a contingency plan in place. Refer to **page 47-48**.



# Marketing at the Royal Highland Show



## Royal Highland Show Social Media Toolkit

Getting ready for the Royal Highland Show 2026? Let everyone know you are coming, by using our RHS Social Media Toolkit solely designed to help you easily spread the word and attract more visitors to your Tradestand!

Our toolkit provides everything you need to promote your business at the Show effectively across social platforms. With ready-to-use graphics and hashtags tailored for the show, you can create a buzz and ensure your followers know where to find you.

### What's included?

- **Branded graphics:** Used to share across Facebook, Instagram, X, TikTok and LinkedIn including emails signatures.
- **Sample posts:** Example messages to remind your audience when and where to find you.
- **Hashtags:** A set of event-specific hashtags that will help your posts get discovered by a wider audience attending the show.

Whether you're looking to engage your existing customers or attract new visitors, our kit will help you build excitement and increase footfall to your stand. Don't miss the chance to connect with over 200,000 attendees coming to the Show.

## Available in 2026!

# The RHS App

The Royal Highland Show app has been going from strength to strength since it's launch in 2022.

With around 40,000 downloads already, it serves as a central hub for visitors, allowing them to easily discover your business! By including your information, you increase the footfall to your stand, ensuring your products and services reach a wider audience.

When filling out your directory information on your Tradestand portal, please include the following to ensure your business gets great engagement on the app:

- Exciting text about your products and services
- High resolution (300dpi) images formatted to 1:1 (500x500px)
- Links to your website
- Keywords that relate to your business



**Download it now from the Apple Store or Google Play Store!**

# PR and Press

The Royal Highland Show offers a unique platform for Tradestand exhibitors to elevate your public relations efforts and tap into exciting press opportunities.

Launching a new product at the Show? Send your press releases over to [press@rhass.org.uk](mailto:press@rhass.org.uk) as soon as you can.

## Website Directory

Our online agricultural directory lists every Tradestand exhibitor coming to the Royal Highland Show and is a great way to give visitors an idea of where to find you.

Help us shine a spotlight on your business. Fill out the website directory with as much information and as many high resolution pictures as possible. The more details you provide, the better we can showcase your offerings to attendees and enhance your visibility too.

# IMPORTANT

**Please make sure to include your marketing contact when filling out an application for the Royal Highland Show.**

# Trade Awards

Our Trade Awards recognise the efforts of Tradestands and celebrate the contribution and high standard of exhibitors who help to make the RHS the biggest and best outdoor event in Scotland.

There's no need to apply, once your Tradestand application is accepted - you're up for the prize.

During the Show, a panel of judges will select winners and highly commended stands whilst following the marking criteria below:

- Public Engagement
- Appearance (investment in Stand)
- Educational
- Quality of products and/or services
- Innovation

Scotland's Larder and Home & Gift, 13th Ave and Craft criteria including:

- 1-quality & provenance
- 2-customer engagement
- 3- stand dressing



# Trade Awards

Here's what a few of our past winners said from last year's awards:

*BHS Scotland was delighted to be recognised as best Livestock and Equine Trade Stand in 2025- it was a great surprise. For almost 60 years we've been delivering what we hope are engaging, attractive, interactive, and informative Tradestands at the Royal Highland show which is the best shop window in rural Scotland. Obviously, this summer we got it just right! We aim to increase participation in the wholesome and wonderful world of the horse, and nothing endorses the huge effort we made with our charity tearoom, horse riding simulator, children's corner, and educational desks more than winning this award- it was recognition that our hard work paid off.*



Helene  
British Horse Society

*The Army's win in 2025 and our Runner Up in 2024 were both hugely appreciated especially when we considered the exceptionally high standard of the fellow 'competitors'. The Royal Highland Show gives us the increasingly rare opportunity to connect with the people we serve and to enhance our reputation across a wide cross section of our population; we invest in our people and our people provided winning edge. We look forward to coming back in 2026 to retain our 'crown' and share more information of the opportunities available to our Service People, what we have been up to and how the Army is planning to go forward.*

Mike Onslow  
Army



# General Information



## 1. Livestock on Stands

Informing the Royal Highland Show: Procedure, Process and Requirements

- 1.1 Regulations and application forms for livestock to be part of an outdoor exhibit area are available on request.
- 1.2 If livestock forms part of the exhibit, you **MUST** have written permission from the Tradestand Team.
- 1.3 Exhibitors must ensure that they comply with relevant Animal Movement Orders and any veterinary or other regulations which apply to animals brought to the venue. Veterinary Officers will inspect livestock on all Tradestands.
- 1.4 Livestock must **NOT** be removed from stands before **19:00 on Sunday 21st June 2026**.

## 2. Sponsorship

For all sponsorship opportunities throughout the Show, please contact the sponsorship Team at [sponsorship@rhass.org.uk](mailto:sponsorship@rhass.org.uk) or 0131 335 6275

## 3. General Guidance and Information

- 3.1 **Hay Bales**  
Hay bales are **NOT** permitted unless for animal feed and bedding.
- 3.2 **Hydraulic Rams**  
All machinery with hydraulically extended arms must have a safety guard or ram block in place if the arm is extended during the Show.
- 3.3 **Wi-Fi**  
Wi-Fi is available on site, full details will be available from the Tradestand Team prior to the show. Note: General Wi-Fi is a free service. We cannot guarantee speed of connection and may from time to time drop-off at peak times. Should you require a robust Wi-Fi connection, we recommend that you have a contingency plan in place. Please refer to **page 47-48**.
- 3.4 **Goods Displayed**  
Exhibitor goods displayed must be in accordance with the description given on the application form. Vendors of 'cheap jack' articles or itinerant vendors who may have gained admission to the ground will be removed. The definition 'cheap jack' shall rest with the Society's Stewards and Officials who shall have the power to remove offending exhibitors and their goods from the Show. All goods must be clearly exhibited to the public before sale.
- 3.5 **Goods Ordered at the Show**  
All Exhibitors are required to abide by the Consumers Rights Act 2015. All orders taken at the show must be dispatched promptly and where delivery time is more than 3 months after Sunday 21st June 2026, customers must be made aware of this at the time of ordering. Failure to abide by this regulation will mean that future applications for this event could be jeopardised.

## 3. General Guidance and Information Contd.

### 3.6 Stand Admission or Secondary Charging

No additional income may be generated by charging visitors to the Royal Highland Show for any activity, access or entry to your Tradestand without written permission from the Tradestand Team.

### 3.7 Sleeping on the Stand

You must declare the quantity and names of everyone sleeping on the stand. They must wear an overnight wristband at all times to avoid being removed from the site between the hours of **22:00-4:30**. Security will patrol the venue overnight. **Please inform us on your ENet account of who is sleeping on-site and provide a contact mobile number in case of emergency.**

### 3.8 Electricity

Exhibitors requiring electricity must complete their order in their ENet account before the date stated. This is a charged service. Orders received after the closing date will incur surcharges. This is through our third party supplier, Pratt Bros. Please contact [exhibitions@prattbros.co.uk](mailto:exhibitions@prattbros.co.uk) for queries regarding electricity.

### 3.9 Use of Generators

1. All power installations should be requested through Pratt Bros, with subject line:Generators.
2. The use of your own or hired-in 'silent running' generators within the showground is **strictly prohibited. All electrics and generators must be hired through Pratt Bros.**
3. Any electrical install, resolving of any issues or disconnection of any electrical equipment, should **ONLY** be carried out by trained and competent persons. All temporary Electrical Systems must be tested and certified by a competent Electrician as complying to BS 7909.
4. The use of silent running generators within the Caravan Park is permitted between the hours of **06:00 and 23:00**. Out with these times the generator must be switched off. The use of any other generator is prohibited. More information and guidance on the use of generators within the Caravan Park is confirmed on the application form.
5. Fuel storage containers should be BS standard and containers stored in a secure well ventilated area. Transfer from container to generator must be carried out by competent personnel. Any spillages (however minor) must be immediately cleaned up and the Show Team notified.

### 3.10 Promotional Events

1. Demonstrations, promotional events or competitions may be undertaken within the boundaries of your stand.
2. Full details of any proposed demonstration or promotional event, including the equipment to be used, must be requested in writing to the RHASS. Written permission must be obtained from the Tradestand Team.
3. Space for people watching a demonstration or promotional event should be considered and provided within the stand boundaries. Promotional activities likely to draw a large crowd, which, may affect surrounding, Tradestands or walkways, must have consent from the Tradestand Team. This may involve further discussion with the Health & Safety Manager.
4. Safety is paramount. Any kind of activity or display must be accompanied by a detailed risk assessment and plan before consent is granted and approved from the Tradestand Manager. If you are unsure – ASK the Tradestand Manager

## 3. General Guidance and Information Contd.

### 3.11 Charitable Organisations

1. Collections, appeals and competitions are permitted however, they must be within the limits of the Exhibitors own stand. No charity or similar organisations will be permitted to operate from a stand of another Exhibitor. **If planning to have a collection on stand please ask the Tradestand Manager for prior permission, with subject line: Charitable Collection. [Collection.tradestands@rhass.org.uk](mailto:Collection.tradestands@rhass.org.uk)**
2. No organisation is permitted to collect donations or canvass around the Show, gates, or in the immediate vicinity of the venue, car parks, pedestrian routes or road network.
3. Charitable organisations must abide by and meet the requirements of the Scottish Charity Law. The OSCR can encourage and assist charities in meeting the requirements. Please visit <https://www.oscr.org.uk/> for more information. Governed by Charities and Trustee Investment (Scotland) Act 2005

### 3.12 Promotional Materials

1. Posters or banners are permitted within the boundaries of your stand. No posters or banner of any kind may be displayed within the venue, car parks or on the approaches there to, without prior written permission of the Sponsorship Manager.
2. Sponsorship and banner space may be purchased around the venue. Please contact: [sponsorship@rhass.org.uk](mailto:sponsorship@rhass.org.uk)
3. Any large item not removed when requested, may require a separate uplift with any associated costs being recharged to the exhibitor.

### 3.13 Newspapers and Leaflets

Distribution of newspapers and handbills are only permitted within stand boundaries.

### 3.14 Overhead Advertising

All advertising banners and flags must be within the maximum **height restriction of 10m**.

### 3.15 Drones

Due to the proximity of Edinburgh Airport, the use of any aircraft, drones or captive balloons of any description for any purpose is **strictly prohibited**.

### 3.16 Balloons

Un-inflated Balloons are permitted as give-aways, however, in view of our proximity to Edinburgh Airport the sale or distribution of inflated balloons including helium filled or metallic balloons is **strictly forbidden**.

### 3.17 Selling by Auction and Noisy Behaviour

The selling of goods by auction, shouting, or other loud activity to the annoyance of other exhibitors is forbidden. Any noise produced within a stand must be contained within the boundaries of the individual stand and meet the National Noise Pollution guidelines.

### 3.18 Crane Operations Over Ten Metres

Any crane operations at a height of over ten metres **must be scheduled through the Tradestands Team** or at the Trade and Contractors Site Office. This is to ensure there are no safety conflicts with other operations.

Exhibitors intending to use a crane at any time during Build or Break must notify details of the operation before they book the crane and at least one week in advance of the operation. Such notification should be to the Tradestand Team and/or the TaCSO. Crane operations must have a Lifting Plan and **be complete by 1900hrs on Sunday before Show week**.

## 3. General Guidance and Information Contd.

### 3.19 Contractors

1. If using a contractor, you are required to provide them with all information and passes they require to enable them to do their job safely and in accordance with the Royal Highland Show's rules and regulations. Contractors should not make direct contact with the Royal Highland Show for passes, as they will be refused.
2. The Tradestand Team require full details of all appointed contractors on your ENet portal.
3. For the avoidance of doubt, contractors are engaged by the Exhibitor and NOT by the Royal Highland Show. A contractor's conduct is the sole responsibility of the exhibitor. As such, breaches of any conditions listed in this Trade Guide, may result in the removal of Contractor and or Exhibitor from the venue. In severe circumstances a 'breach of contract' may be enforced with Cancellation of Contract as an appropriate response.
4. You should include copies of your contractors Health and Safety policies and Risk Assessment paperwork. Your contractors are required to follow all guidelines and rules, for example: requiring a completed 'Permit to Break the Ground' before erecting any temporary structures.

### 3.20 Dogs on Tradestands

1. Dogs must be kept on a leash at all times and are **NOT** permitted within Scotland's Larder, Home & Gift Hall and certain other marquees and catering establishments.
2. Notices will be displayed where dogs are not permitted. Guide dogs excepted.

## PDQ Machines

Some PDQ devices are shown below.

SumUp  
Solo/Air/Pro

Zettle  
Terminal/Store/Mobile Kit

Ingenico

Clover  
Flex/Shop Solo/Mini

Pax

Square  
Terminal/Stand/Register

Verifone

## 4. WiFi Contd.

For improved reliability and connectivity of these devices, please ensure that they are up to date and within our Wi-Fi band specifications. PDQ machines that are not up to date may not be reliable on our network.

### 5Ghz Wi-Fi Spec:

We operate within the 5GHz frequency utilising Band A: 5150 – 5350 MHz (Channels 36 – 64) or Band B: 5470 – 5725 MHz (channels 100 – 140)

Wireless Security: WPA-Enterprise (WPA/WPA2, TKIP/AES)

### 2.4Ghz Wi-Fi Spec:

2.4Ghz Spec: s 802.11 n/ac

Wireless Security: WPA-Enterprise (WPA/WPA2, TKIP/AES)

## DINES



Royal Highland Show has chosen Dines as their partner of choice for payments and point of sale technology. Dine are offering all our operators a powerful platform to manage all your sales transactions. Dines combines first class service with advanced smart tills with features like offline payments. The objective is to equip traders with advanced technological tools that boost sales efficiency and reduce transaction times.

To set up an account, please visit [dines.co.uk](https://dines.co.uk) and use 'Register Venue' button to create an account.

Please be aware, we do not provide Wi-Fi service during the build period. Log-in details will be issued ahead of the show commencing Thursday 18th of June.

## 5. Staying On-site

### 5.1 Trade and Contractor Caravan Park: Pricing TBC

1. Our Trade Caravan Park is available to all Exhibitors and can be booked through your ENet Portal. There are limited plots, therefore, we cannot guarantee availability.
2. The Caravan Park includes toilets and showers and is only a 5-10 minute walk from the east side of the showground.
3. Caravans and tents are both welcome. Each tent and/or caravan must be within its own plot.
4. Please note, we do NOT supply electrical hookups within the caravan park.



## 6. Sale of Dangerous Goods and Weapons

### 6.1 Knives, Firearms, Blunt Instruments and items that could be a risk to Public Safety

This section applies to, but is not restricted to, **firearms, guns, hunting knives, domestic knives, bladed instruments, crossbows, swords, axes, machetes, hammers, picks, clubs, bats, blunt instruments**, and anything that could be used as a weapon.

In the interest of public safety and following extensive consultation with Police Scotland, the sale of any item falling into the categories above is only permitted at the Royal Highland Show in the following circumstances:

1. In accordance with legal requirements or guidelines, for example, under a knife dealers licence;
2. Where the Tradestand Team are notified in writing at the time of application;
3. Where such application is accompanied by a comprehensive risk assessment which covers all control measures;
4. Where items will be stored and displayed in a way that prevents unsupervised access to them;
5. Where items will be stored and displayed in a way that prevents removal from the Tradestand;
6. Where items are not handed to a prospective purchaser as a try-before-you-buy basis under close supervision by staff;
7. Where items cannot be used to cause injury;
8. Where items will not be handed to a purchaser at point of sale within the perimeter of the Royal Highland Show Venue.
9. Where all staff have viewed the [Police Scotland advice and information on firearms and weapons attacks](#).

When it comes to the use of any of the items mentioned above, for example knives during a cookery demonstration, the item **MUST** be stored and used in a way that prevents unauthorised access to it.

RHASS reserves the right to refuse permission for items above to be used, displayed or sold, order the removal of such items or require control measures to be put in place. Any control measures required will be at the expense of the individual responsible for use, display or sale. RHASS reserves the right to prevent use, display or sale until control measures are put in place.

## 7. Risk Assessment Procedure

### 7.1 Introduction

1. Exhibitors should tailor the approach described here to match their own needs, taking into account the nature of their work and the seriousness and complexity of their risks.
2. The law says that you must do what is reasonably practicable to keep your workplace safe. Improving Health and Safety need not necessarily cost a lot.
3. The legal requirement is to record the significant findings of a Risk Assessment and Fire Risk Assessment. Consider if you have done everything that the law requires and have you achieved industry standards?
4. These will include a list of hazards identified in the assessment, highlighting the types of people that may be at risk. Existing control measures should be identified, if they are in place and recorded within the risk assessment.

### 7.2 Identifying Risks

1. The Management of Health and Safety at Work Regulations 1999 supplements the requirements of the Health and Safety at Work Act 1974 by extending the employers obligations to develop a general framework for safety management and enhance any control measures provided.
2. The main provision of the Regulations is the need for an employer to conduct Risk Assessments of their work activities and to identify the action required to control the Health and Safety risks in the workplace.
3. For guidance on how to complete a Risk Assessment, please visit: [www.hse.gov.uk/simple-health-safety/risk/index.htm](http://www.hse.gov.uk/simple-health-safety/risk/index.htm)
4. If the HSE website does not help when filling out your own Risk Assessment, we recommend reaching out to a competent person. The Tradestand Team can answer general queries regarding the submission on your ENet but cannot give Risk Assessment advice.
5. Your Risk Assessment should include a description of stand, design, layout, contents, type of products on display and processes being assessed i.e. Build-up, during Show and Breakdown. It should include the risks from fire and details of your procedure for dealing with conditions such as high wind speeds etc.
6. Please note: RHASS will no longer provide a Risk Assessment template. It is up to the Tradestand holders to organise this independently. For further guidance on how to do this, please follow this link: [www.hse.gov.uk/simple-health-safety/risk/index.htm](http://www.hse.gov.uk/simple-health-safety/risk/index.htm)
7. Upon arrival to the venue, before you start build or place anything on your stand, please inspect your stand space for any safety hazards and report any concerns to the trade and contractors site office. If necessary you should review and amend your risk assessment to include any hazards found or note any further control measures that may be required.



## 7. Risk Assessment Procedure Contd.

### 7.3 Risk Assessment Process

The following steps must be completed on your ENet account:

**Step 1** - Complete a declaration of conformity

**Step 2** - Complete a RHS 2026 Risk Assessment Checklist  
(This is NOT a Risk Assessment)

**Step 3** - Complete RHS 2026 Fire Risk Assessment Checklist  
(This is NOT a Fire Risk Assessment)

**Step 4** - Upload your Risk Assessment and Fire Risk Assessment, your particulars should be true and accurate.

Only once you have completed the 4-step process will your passes be allocated and access granted to the venue (please note this is for the safety of all involved with the Royal Highland Show).

## 8. Terms and Conditions

### 8.1 Responsibility of Accounts

Exhibitors are responsible for payment of accounts for any work undertaken on their behalf by RHASS or by our nominated contractors in advance of the Show-days, even if you have appointed a sub-contractor or agent to act on your behalf. Remittance terms are set out in conditions of application and will also be on invoices.

### 8.2 Trading Standards

1. It is the responsibility of all Exhibitors to comply with all relevant Trading Standards and Environmental Health legislation in respect of their stands, exhibits and merchandise. Environmental Health and Trading Standards Officers will be on site.
2. Details of local authority requirements can be found on the City of Edinburgh Council website: [www.edinburgh.gov.uk](http://www.edinburgh.gov.uk)

### 8.3 Exhibitor Responsibilities

1. All Exhibitors, persons in charge of exhibits, and all persons admitted to the venue, are subject to the rules of the Show and must follow instructions of the Stewards and other officials of the Show.
2. Exhibitors shall be answerable for the conduct of their staff, assistants or representatives.
3. It is the exhibitors and users responsibility to ensure that all portable appliances are safe to be connected into the electrical system and have the appropriate certification. Certification is also required for any outdoor Tradestands installing and using L.P.G.
4. it is the exhibitors responsibility to ensure that the rental space is left in the condition in which it started, failure to do so is a breach of contract. All rubbish, materials and equipment MUST be removed from the site. Failure to do so may result in additional charges.
5. Exhibitors MUST man their trade stand for the duration of the Show (4-days) during staffing hours. Failure to do so is a breach of contract and you may not be welcome back for future Shows.

### 8.4 Interpretation of Regulations

The decision of RHASS, in every matter arising in connection with the Royal Highland Show will be final.

## 8. Terms and Conditions Contd.

### 8.5 Disclaimer of Liability to Exhibitors

1. The term Exhibitor shall include persons taking part in any competition, exhibition or display arranged by the RHASS or other third parties for the Royal Highland Show and the owner of any animal, plant machinery or other thing involved in any such competition, exhibition or display or otherwise exhibited on the Venue (being all ground occupied or used, or designed for or available for occupation and use, in connection with RHS).
2. RHASS will not (save for death or personal injury caused by breach of its duty) be held responsible for personal injury (whether fatal or otherwise). RHASS will not be responsible for paying any compensation to Exhibitors for any loss of or damage to property or any animal, article, plant, machinery or thing of whatever nature brought on the venue by the Exhibitor or any other loss, damage, costs, and expenses, unless such loss, damage and/or expenses are suffered as a result of RHASS's negligence or breach of duty.
3. The Exhibitor shall be responsible for any and all exhibits, vehicles or equipment brought on to the venue by the Exhibitor and shall also be responsible for the actions of any of its employees, agents or servants. The Exhibitor shall be liable for any loss or damage suffered by the Society (including damage to the venue) where such loss or damage was caused by an intentional, reckless or negligent act or omission of the Exhibitor.

### 8.6 Insurance

1. Exhibitors are required to provide their own insurance against fire, theft and other appropriate risk not only with regards to their own property but also against any third party claims.
2. Every Exhibitor MUST have Public Liability Insurance (we recommend a minimum of 5 million GBP cover however, independent advice should be sought from your Insurance Broker).
3. A copy of your certificate of Insurance must be submitted on your ENet Portal plus a copy must be brought to the Royal Highland Show.
4. RHASS accepts no liability for any loss of income or revenue, loss of business, loss of profits or contracts, loss of anticipated savings, loss of data, waste of management or office time or for any indirect or consequential loss or damage of any kind arising and whether caused by delict (including negligence), breach of contract or otherwise, even if foreseeable.
5. For reference, the time period for all Terms and Conditions that relate to the Royal Highland Show covers build, show days and breakdown period, as detailed in this trade guide.

## 9. Cancellation

### 9.1 Cancellation by Exhibitor

1. Where an Exhibitor cancels a space booked for any reason, written notification must be sent to the Tradestand Manager as per standard channels of communication. Telephone calls will NOT be accepted as notice of cancellation and must be confirmed in writing.
2. The table on page 53 indicates the percentage of stand rental which will be refunded, if remittance has been taken by the Royal Highland Show.

## 9. Cancellation Contd.

2026 Dates (Inclusive)	Refund of Total Rental Costs
Prior to 27 February	50% refund (50% of rental fee retained)
27 February - 9 March	25% refund (75% of rental fee retained)
On or after 10 March	No refund (Full rental fee retained)

3. Full refund indicates a refund of rental space costs. This is not inclusive of refunds to any other services or equipment that may have been acquired and paid for before cancellation notice.
4. Refunds will be processed within 30 days of acknowledgement of cancellation. Exhibitors will be required to supply bank details so refunds may be credited.
5. Once a cancellation is applied to a trade stand or exhibitor, new applications are required for future Shows.

### 9.2 Organiser's Liability - Cancellation of the Show, Force Majeure etc.

1. If the Royal Highland Show is cancelled, postponed or curtailed for any reason (including, by reason of an event of Force Majeure, which means any of the following which in each case is beyond the control of the parties: act of God, war, insurrection, riot, civil disturbance, acts of terrorism, fire, explosion, theft, malicious damage, strike, lock-out, third party injunction, outbreak of disease; national defence requirements, acts or regulations of national or local governments; and any other cause beyond the control of the parties) so that there is a restriction in the benefit or value of the exhibitors Rights, RHASS shall notify the exhibitor of the cancellation, postponement or curtailment as soon as possible.
2. The parties agree to discuss options in good faith, including alternative activation, deferral of Tradestand to the next Royal Highland Show or, if required, a full refund.
3. Any alternative activation, deferral or refund will be offered on a prorata basis, and will take account of any benefits received.

## 10. Royal Bank of Scotland Sponsorship

### 10.1 Please note that Royal Bank of Scotland is the exclusive Financial Services Headline Sponsor of the Royal Highland Show.

If you have any questions please email [tradestands@rhass.org.uk](mailto:tradestands@rhass.org.uk) with Subject: RBS Sponsorship.



## Approved Service Contractors

The following services can only be obtained via the Royal Highland Show's list of approved contractors.

### 1. Electrical Supply

#### Pratt Bros (Exhibitions) Ltd.

East Gate, Royal Highland Centre, Edinburgh EH28 8NF

0131 333 3665

[exhibitions@prattbros.co.uk](mailto:exhibitions@prattbros.co.uk)

Any Exhibitor wishing electrical services at their stand must order directly via their ENet Portal or by calling Pratt Bros directly.

### 2. Water and Drainage (where available)

#### Tempsite Installations Ltd.

Woodlands, Balbeggie, Perth PH2 6AU

01738 718859

[info@tempsite-installations.co.uk](mailto:info@tempsite-installations.co.uk)

Orders for water connection and main drainage connection should be submitted via your ENet Portal. The water and drainage connection will be provided to a standpipe or drain at the rear of the stand only. Stand pipes will be provided at each toilet block and food court.



# ROYAL HIGHLAND SHOW HELPFUL CONTACTS LIST

ROYAL  
HIGHLAND  
SHOW 2026  
18 - 21 JUNE  
PARTNER SINCE 1981  
 Royal Bank  
of Scotland

## SPECIALIZED SIGNS & WRAPS

At Specialized Signs, we're proud to be industry leaders in signage and branding. Backed by state-of-the-art equipment and years of expertise, we deliver exceptional quality from design, to print and manufacture. Our talented, friendly team takes genuine pride in every project — combining craftsmanship, knowledge, and attention to detail to bring your brand to life. Whatever your vision, we're here to make it stand out!

We also specialise in event signage, offering extremely fast turnaround times to support last-minute deadlines and high-pressure projects. From pop-up events to large-scale productions, we ensure your branding is delivered on time, every time.

## SPECIALIZED SIGNS AND WRAPS



0131 337 1237



INFO@SPECIALIZEDSIGNS.CO.UK



SPECIALIZEDSIGNS.CO.UK

## ALL EVENT HIRE

Scotland's largest stockist of premium event furniture, All Event Hire supports exhibitors of all sizes with both budget-friendly basics and bold designer pieces. From simple chairs and tables to branded counters and lightboxes, we've got what you need to make your stand look sharp and feel welcoming. Our furniture is sustainable, spotless, and built to last, whether you're indoors or out. With seamless online booking, reliable delivery, and a team who know events inside out, we make the whole process easy. We're the local experts, here to elevate your presence at the Royal Highland Show.

## ALL EVENT HIRE



0131 652 6007



HELLO@ALLEVENTHIRE.COM



ALLEVENTHIRE.COM



We design and build show-stopping exhibition stands that help brands stand out, connect, and perform. As an Edinburgh-based company with nearly 50 years of experience, we deliver trusted expertise for projects of every scale, from local showcases to international trade shows. Based near Ingliston, we provide fast, flexible support, including last-minute graphics supplied and professionally fitted. Every stand is custom-built to your exact requirements, whether sleek and modern, bold and immersive, or compact and efficient. Supported by a large in-house team covering installation, graphics, and joinery, we also offer sustainable Xanita board options that deliver impact without compromise.

## EASTERN - PRINT. SIGNAGE. EXHIBITION



0131 653 5700



CRAIG@EASTERN-INFO.CO.UK



EASTERN-INFO.CO.UK

# ROYAL HIGHLAND SHOW HELPFUL CONTACTS LIST

ROYAL  
HIGHLAND  
SHOW 2026  
18 - 21 JUNE  
PARTNER SINCE 1981  
 Royal Bank  
of Scotland

## ARC MARQUEES LTD.

### Marquees



0178 688 0578



ENQUIRIES@ARCMARQUEES.COM



ARCMARQUEES.COM

## FIELD AND LAWN

### Marquees



01506 857 938



SCOTLAND@FIELDANDLAWN.COM



FIELDANDLAWN.COM



## 4. Tradestand Security

Whilst G4S Security is dedicated to general security at the RHS, some Tradestands and operators of licensed premises within the venue may choose to, or be required to engage additional security to enhance, still further, the safety and security of their premises and patrons. It is imperative that all security companies at RHS work in partnership and to common standards. With a view to achieving this, RHS ask that all operators carefully consider who they engage. Whilst the final decision on who should be engaged rests with the exhibitor or operator, we would like to promote G4S or Security Scotland as preferred suppliers. The advantage of either are as follows:

- Engagement of a credible organisation that is part of the Security Industry - Authority Approved Contractor Scheme and the UK Crowd Management Association
- Full integration with all Show security through our control room – the Joint Agency Control Centre (JACC)
- On site resilience and back-up

The single point of contact for G4S is:

**Gary McGuire**  
[gary.mcguire@uk.g4s.com](mailto:gary.mcguire@uk.g4s.com)

The single point of contact for Security Scotland:

**Chris Callaghan**  
[chris.callaghan@securityscotland.com](mailto:chris.callaghan@securityscotland.com)

All Tradestands and operators engaging independent security staff must submit detail of the security company with a point of contact to the Tradestand Team no less than 30 days before the Show. Where Tradestands choose not to engage G4S or Security Scotland, adherence to the following guidelines is imperative. It is expected that security providers will be 'Approved Contractors' under the SIA Approved Contractor Scheme. All security stewards working at licensed premises, who are completing a licensed activity, **MUST** have a valid SIA license. It is the responsibility of the licensed premise operator to ensure that all security persons performing licensed activities have valid licenses.

Key licensable activities include, but are not limited to:

- Controlling access to restricted areas
- Controlling public access to licensed premises through eligibility (e.g. refusing drunk persons)
- Asking persons to leave licensed premises
- Responding to incidents with licensed premises (e.g. fights or disorder)

All SIA licensed stewards **MUST** always display their license badges whilst working RHS.

**The full policy is available in the Safety and Services Handbook and the full notice is available upon request.**



# We hope to see you soon!

Tradestand Team

